



Phone: 631-598-5534 - Toll Free: 800-598-7397 - WWW.PEWMAN.COM

CUPOLAS



CU-2B

Base: 24" square
Height: 10'8"
Weight: 75 lbs.



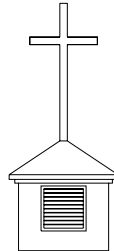
CU-3H

Base: 36" octagon
Height: 6'0"
Weight: 195 lbs.



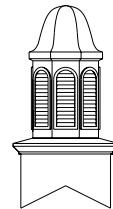
CU-3D

Base: 36" octagon
Height: 5'9"
Weight: 195 lbs.



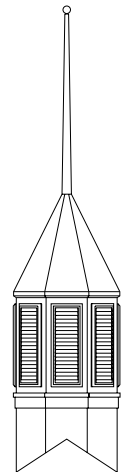
CU-35

Base: 48" square
Height: 5'0"
Weight: 350 lbs.



CU-3522

Base: 48" square
Height: 9'
Weight: 395 lbs.



CU-21

Base: 54" octagon
Height: 12'6"
Weight: 550 lbs.




CU-11H

Base: 48" square
Height: 10'4"
Weight: 330 lbs.



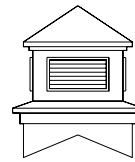
CU-11D

Base: 48" square
Height: 10'4"
Weight: 330 lbs.



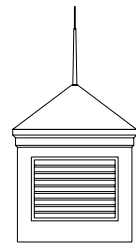
CU-2122

Base: 54" octagon
Height: 10'0"
Weight: 390 lbs.




CU-W35S

Base: 58" square
Height: 6'9"
Weight: 390 lbs.




CU-24H

Base: 61" square
Height: 7'
Weight: 450 lbs.




CU-24H22

Base: 61" square
Height: 12'7"
Weight: 600 lbs.




CU-2435H

Base: 61" square
Height: 11'11"
Weight: 730 lbs.




CU-3424H

Base: 72" square
Height: 12'5"
Weight: 1,000 lbs.




CU-365S

Base: 72" octagon
Height: 9'8"
Weight: 500 lbs.

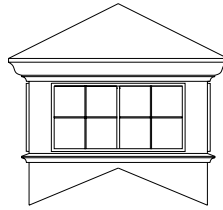


CU-36D


Base: 72" octagon
Height: 13'
Weight: 900 lbs.




CU-36H
 Base: 72" octagon
 Height: 15'9"
 Weight: 900 lbs.




CU-33S
 Base: 95" square
 Height: 8'11"
 Weight: 1,000 lbs.




CU-33H
 Base: 95" square
 Height: 14'4"
 Weight: 1,200 lbs.




CU-3336D
 Base: 96" square
 Height: 14'
 Weight: 1,340 lbs.




CU-3334S
 Base: 96" square
 Height: 14'5"
 Weight: 1,340 lbs.



CU-3836D
 Base: 96" octagon
 Height: 13'6"
 Weight: 1,100 lbs.



CU-3836H
 Base: 96" octagon
 Height: 18'6" (fence optional)
 Weight: 1,200 lbs.



CU-1036D
 Base: 120" square
 Height: 20'4"
 Weight: 2,270 lbs.

CUPOLA TECHNICAL DATA

QUALITY ASSURANCE

Manufacturer Qualification: Manufacturer shall have been regularly engaged in the manufacture of FRP architectural products for a minimum of ten years.

MATERIALS

Fiberglass reinforced polyester shall have properties within the following ranges:

Flexural Strength	ASTM D-790	18,000 – 29,000 psi
Tensile Strength	ASTM D-638	10,000 – 14,000 psi
Compressive Strength	ASTM D-695	18,000 – 27,000 psi

Unit shall be adequately reinforced to prevent warping and buckling of surface panels with adequate strength to withstand wind velocity of up to 100 mph.

Finish: Unit shall have a smooth, UV-resistant, high-gloss polyester gel-coat finish, _____ color.

CUPOLA ACCESSORIES

LIGHTNING PROTECTION

Must be specified with cupola order. Air terminal and ground cable are U.L. labeled and concealed in cupola during fabrication.

Pewman offers the highest-quality baptistries, steeples, cupolas and wall crosses available to the construction industry today. Serving architects, builders and churches for a quarter of a century, we provide a broad range of styles and colors to meet every project's needs for creative architecture.

Our architectural products feature Super Guard gel coat on the finished surfaces. Super Guard produces a hard, smooth, porcelain-like surface that eliminates the need for painting or refinishing. We invite you to request samples or ask for custom color matching.

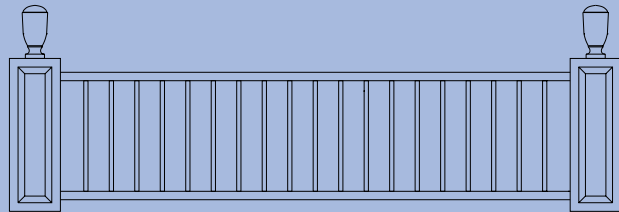
STEEPLE CROSSES

MODEL	HEIGHT	WIDTH
A	26"	19"
B	48"	30"
C	36"	24"
E	60"	36"
F	6" ball for mounting under cross or air terminal	

Note: All sizes available in "Standard" or "Celtic" design.

RAILING SYSTEMS

Available in sizes for any of our cupolas. Aluminum rail sections with fiberglass or aluminum corner post and urns.



CUPOLA COLORS



WHITE	COLONIAL CREAM	BRONZE METAL FLAKE*
OFF WHITE	ANTIQUÉ BRONZE	GOLD METAL FLAKE*
SAND	COPPER METAL FLAKE*	SILVER METAL FLAKE*

* Metal Flake colors radiate an outstanding luster not shown in print.
Call us for an actual sample.